


Post Fire/Pre Biopsy


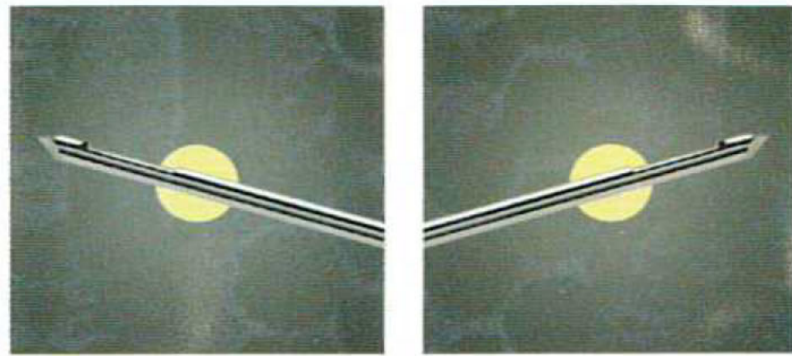
-y/VERTICAL ERROR



Probe aperture is above the center of the lesion on both the (-) and (+) 15° images. Sampling should be increased between 9:00 – 3:00 going through 6:00.

Post Fire/Pre Biopsy


+Z/DEPTH ERROR



Probe aperture is past the center of the lesion in both the (-) and (+) 15° images. Decrease depth by pulling back probe.

Post Fire/Pre Biopsy

-Z/DEPTH ERROR



Probe aperture is short of the center of the lesion. In both the (-) and (+) 15° images. Increase depth by pushing in the probe or retarget the lesion.